

Tables and Figures to Accompany

CORRELATES OF BELIEF IN REINCARNATION AMONG CHRISTIAN WORSHIPERS

John P. Marcum
Presbyterian Church (U.S.A.)
jmarcum@ctr.pcusa.org

*Paper presented at the annual meeting of the
Association for the Sociology of Religion, San Francisco, August 2004*

Unless otherwise specified, the source for all data is
the U.S. Congregational Life Survey, 2001

ABSTRACT

National surveys in the United States have found that one in five respondents believe in reincarnation. This presentation extends that research by focusing on belief in reincarnation among Christian worshipers in the United States using data from the 2001 U.S. Congregational Life Survey. A total of 1,294 respondents, out of 122,183 in the national random sample of the USCLS, completed a supplemental page with a question on belief in reincarnation. A total of 20% of these respondents indicated such a belief. Worshipers who believe in reincarnation, on average, attend worship with less frequency and participate less often in other church activities; participate less often in private devotional activities; and are less likely to hold congregational leadership positions. Belief in reincarnation is highest among Catholics, lowest among conservative Protestants, with mainline Protestants intermediate. A higher proportion of men than women, and of those below age 30 and above age 70, believe in reincarnation. Belief in reincarnation is inversely related to annual household income, but not to education. A multivariate analysis reveals that differences by denominational groupings remain but those associated with church attendance and time spent in devotional activities do not, after controlling for age, income, education, and sex.

**Table 1. Belief in Reincarnation
2001 USCLS**

Q. Which of the following do you believe in? ... Reincarnation

	%	N	%	N
Yes	27	243	20	243
Unsure	29	264	22	264
No	44	398	33	398
No response			24	289
Total	100	913	99	1,194*

**Table 2. Belief in Reincarnation
Harris Polls**

Year	%
1998	23
2000	20
2003	27
2004	20

*10 respondents from non-Christian congregations were excluded

Figure 1. Belief in Reincarnation by Frequency of Worship Attendance

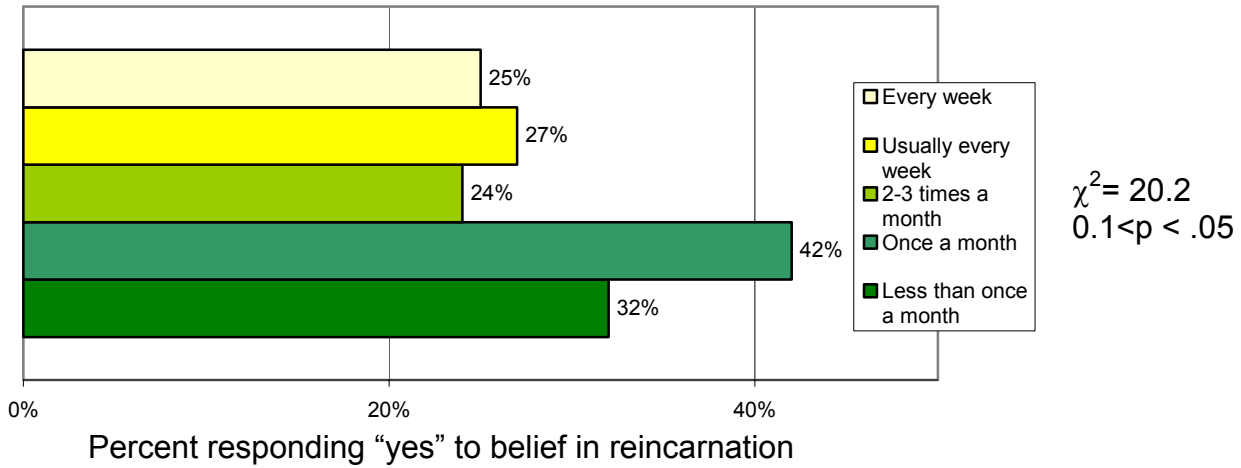


Figure 2. Belief in Reincarnation by Participation in Other Congregational Activities

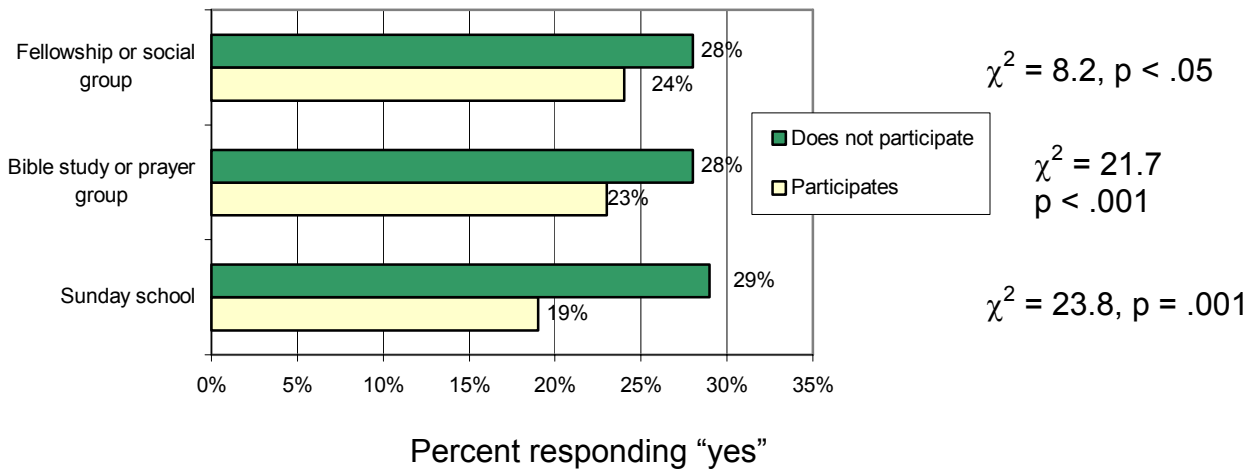


Figure 3. Belief in Reincarnation by Time Spent in Devotional Activities

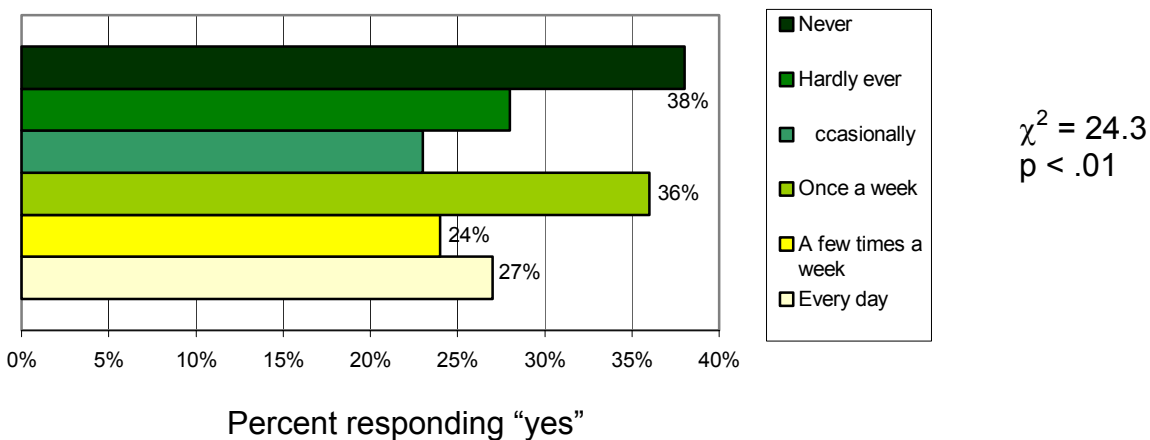


Figure 4. Belief in Reincarnation by Congregational Leadership Activities

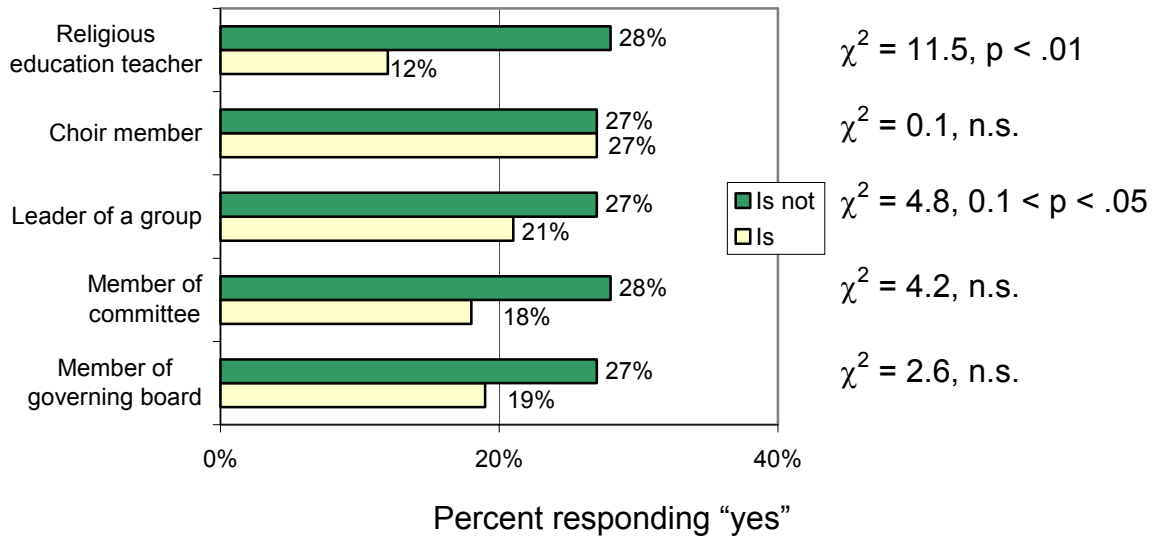


Figure 5. Belief in Reincarnation by Opinion on Religious Relativism

Q: *All the world's religions are equally good ways for someone to find ultimate truth*

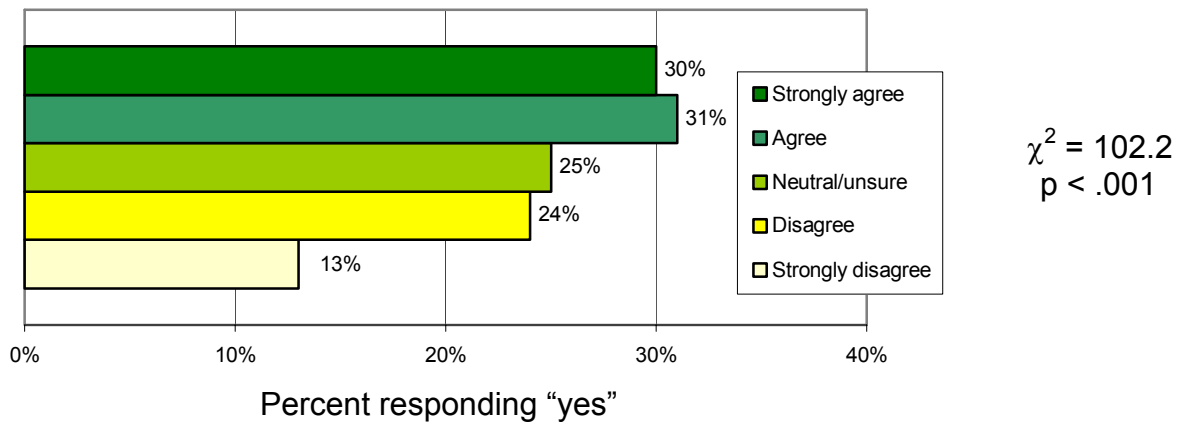


Figure 6. Belief in Reincarnation by Willingness to Talk about One's Faith

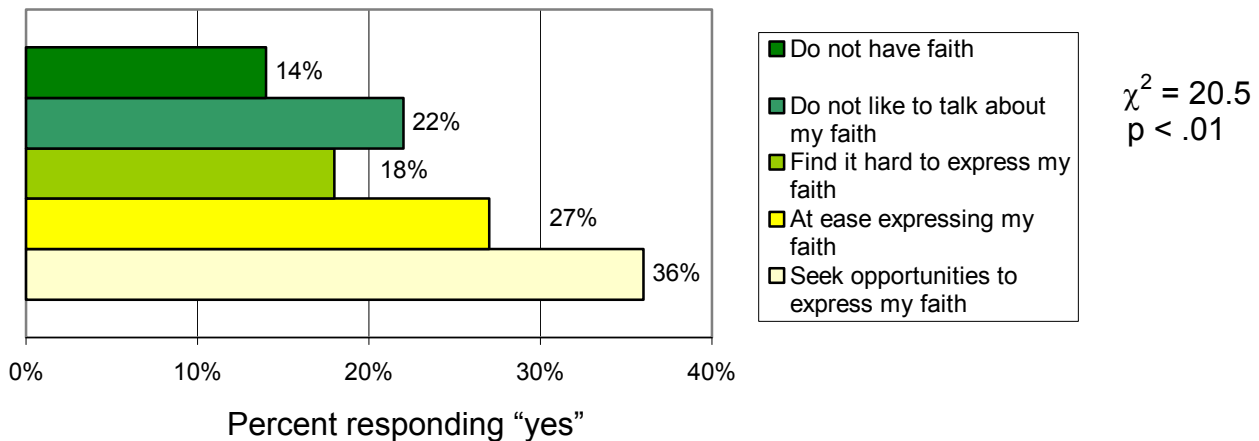


Figure 7. Belief in Reincarnation by Formal Education

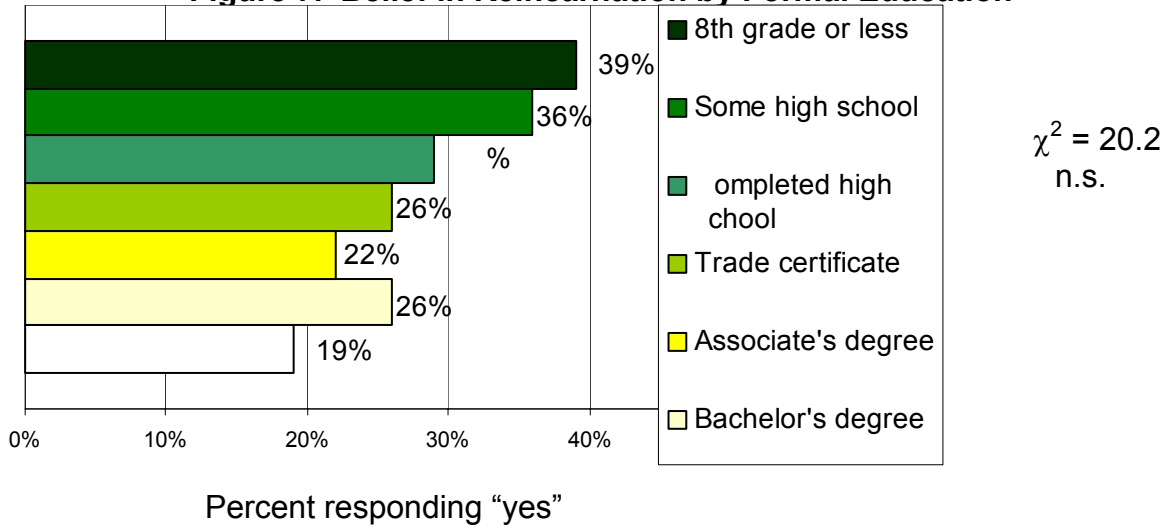


Figure 8. Belief in Reincarnation by Race Ethnicity

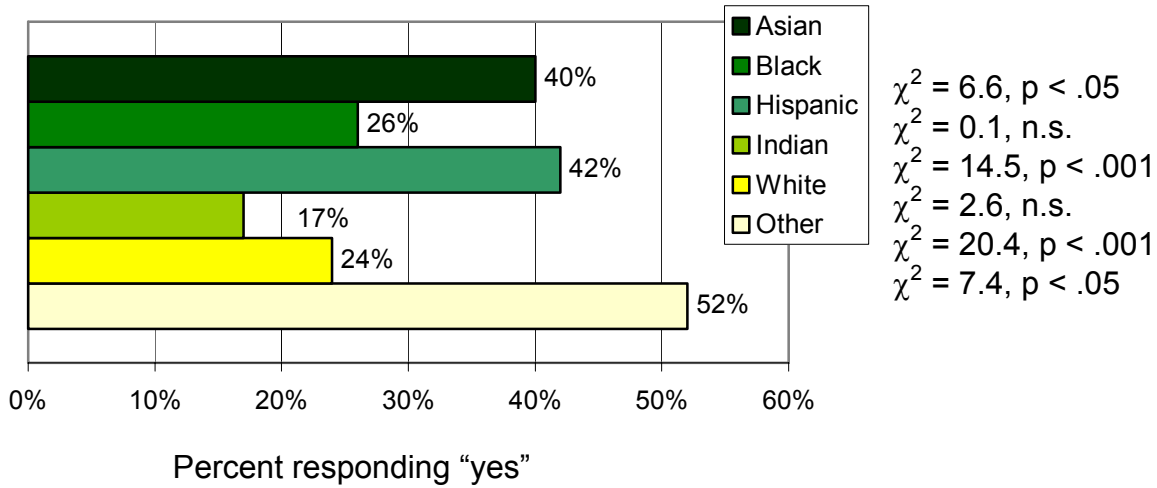


Figure 9. Belief in Reincarnation by Sex

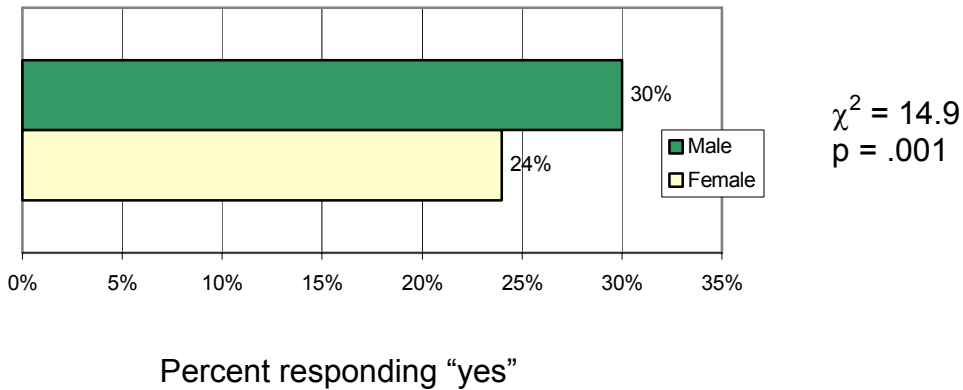


Figure 10. Belief in Reincarnation by Age

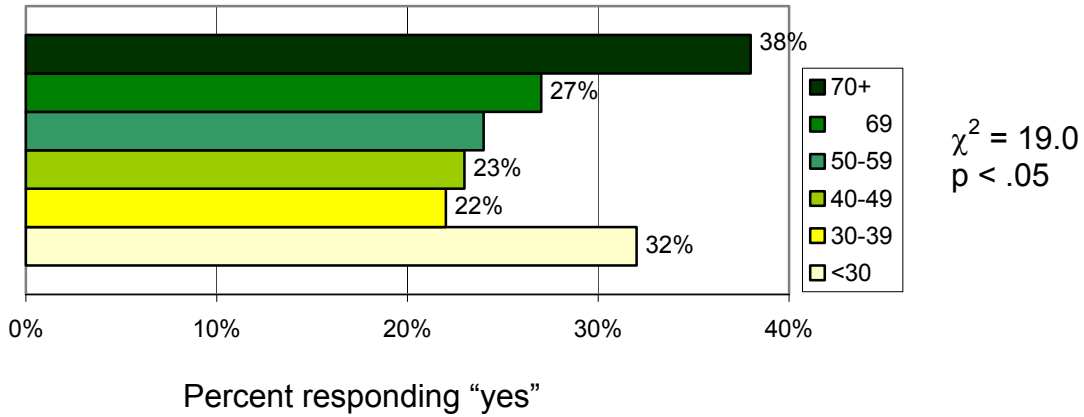


Figure 11. Belief in Reincarnation by Total Annual Household Income

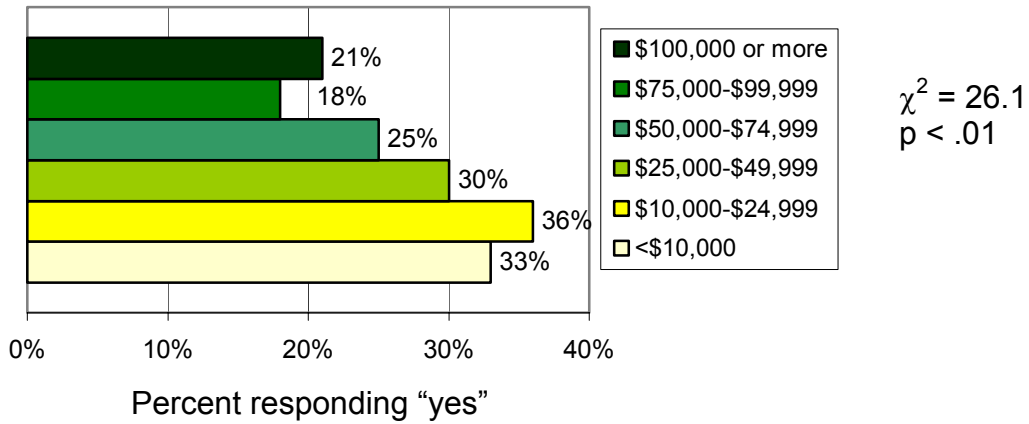


Figure 12. Belief in Reincarnation by Denominational Group

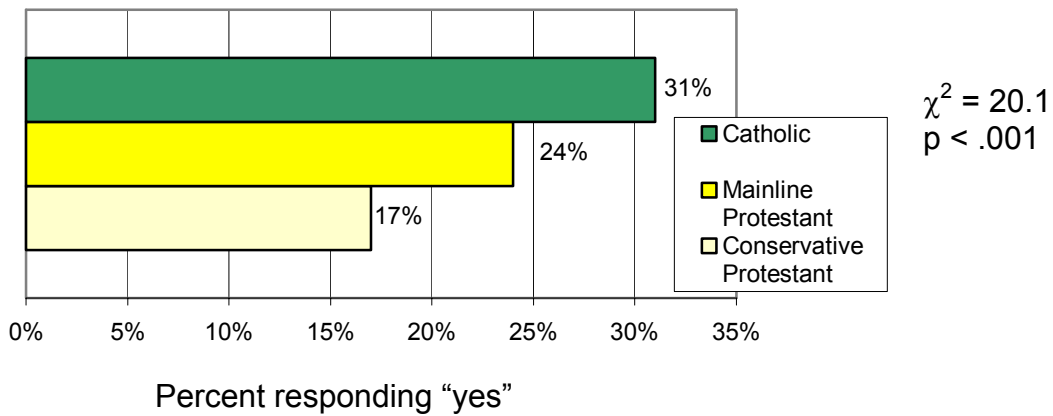


Figure 12. Belief in Reincarnation by Other Beliefs

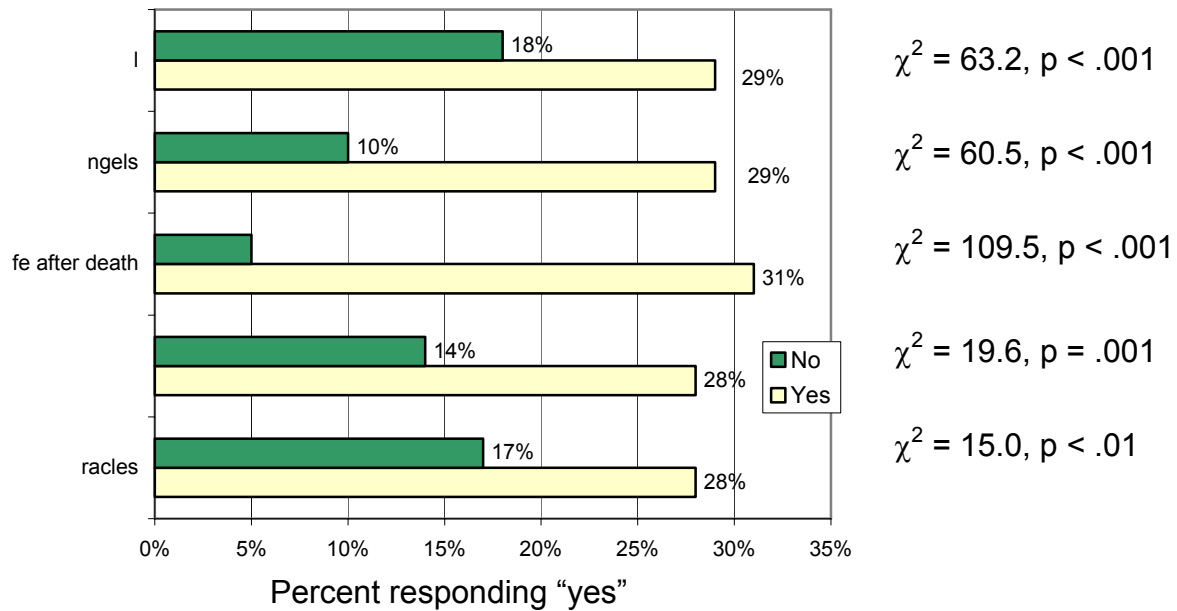


Table 3. Logistic Regression Analysis for Belief in Reincarnation

Independent Variable	Model 1		Model 2		Model 3		Model 4	
	b	p	b	p	b	p	b	p
Year born	.34	.03	.34	.03	.35	.03	.34	.04
Sex (female)	.01	.24	.01	.09	.01	.10	.01	.10
Education	-.06	.25	-.06	.22	-.07	.19	-.06	.22
Annual HH income	-.08	.18	-.10	.10	-.09	.11	-.10	.10
Denominational group								
Catholic			.92	<.001	.91	<.001	1.00	<.001
Mainline Protestant			.58	.04	.56	.04	.64	.02
Conservative Prot. (omitted)								
Worship attendance					-.05	.45	-.05	.43
Time spent in devotions							-.03	.56
Constant	-1.4		-2.2		-1.8		-1.8	
χ^2	9.5		28.5		28.9		30.5	
p	.05		<.001		<.001		<.001	